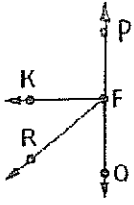


Angle Relationships Worksheet #3

Name: _____ Date: _____ Period: _____

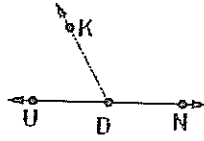
Name the pair of angles indicated under each diagram.

1.



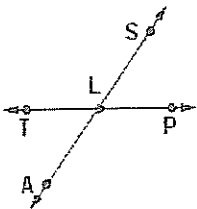
Name a pair of complementary angles.

2.



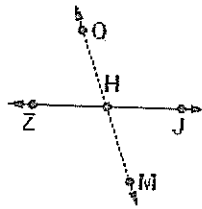
Name a pair of adjacent angles.

3.



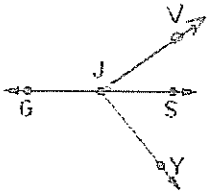
Name a pair of vertical angles.

4.



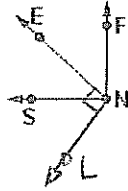
Name a pair of supplementary angles.

5.



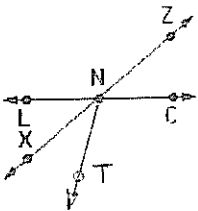
Name a pair of adjacent angles.

6.



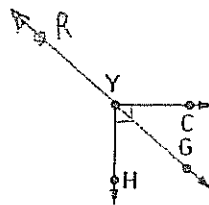
Name a pair of complementary angles.

7.



Name a pair of vertical angles.

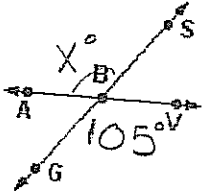
8.



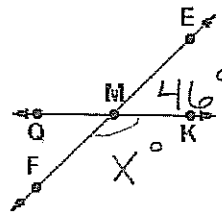
Name a pair of adjacent angles.

Algebraically find the unknown angle measurement that is indicated on the diagram.

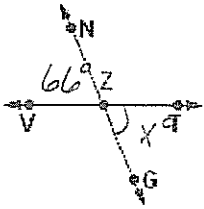
9.



10.



11.



12.

