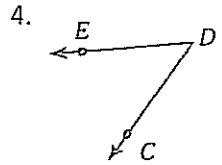
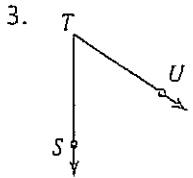
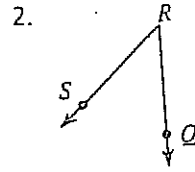
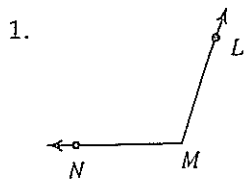


Angle Relationships #1

Name: _____ Date: _____ Period: _____

Name the vertex and the two rays that make up each angle from the diagrams. Make sure you use correct symbols.



Draw and label an angle to fit each description

5. an obtuse angle, $\angle DEF$

6. an acute angle, $\angle JIH$

7. a right angle, $\angle XYZ$

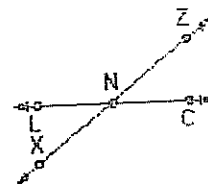
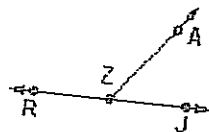
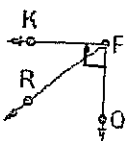
8. a pair of supplementary $\angle ABC$ and $\angle CBD$

9. Use these three diagrams below to write a pair of complementary angles and 2 pairs of supplementary angles.

Supplementary -

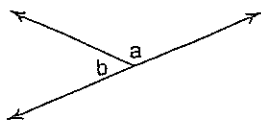
Supplementary -

Complementary -

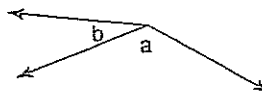


Name the angle relationship for each diagram: Are these angles complementary, supplementary, or neither.

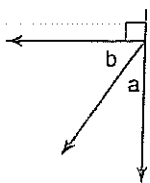
10.



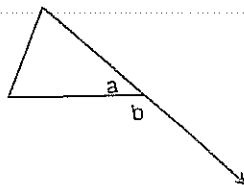
11.



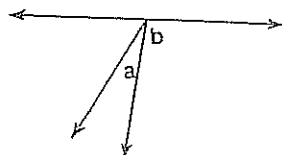
12.



13.



14.



15.

